



Juvenile Justice Reform Initiative: Quarterly Outcome Report

Date Range: July 1 - September 30, 2019

(unless noted)

Current Population (September 30, 2019)



Male: 1,679

Female: 774

Delinquent: 1,511

Delinquent: 550

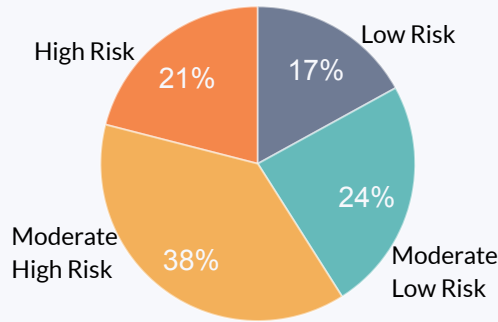
Status: 168

Status: 224

2,453

Current Population

(September 30, 2019)



Average Supervision Cost (FY19)

\$24.43 / day

1 Maintain detention for only those youth who pose a significant risk to the community or risk to flee the jurisdiction of the court.

Detention Screenings Conducted

61%

of youth, who were detained, met the criteria on the detention screening instrument.



501

53%

of youth screened were released home or to an alternative.

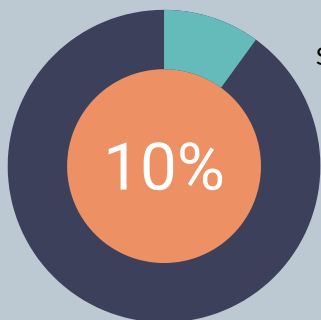
2 A higher percentage of youth will be involved in pro-social activities including school and employment.



64%

of youth that were discharged in the last 3 months reduced their risk in the education and employment domain. The discharged youth were initially placed on probation with a high YLS/CMI score for education and employment and have reduced their risk related to those key areas by the end of the probation term.

3 An increase in status youth who are diverted from the juvenile justice system or who receive a decreased term of probation supervision.



Status youth spend 10% less time on probation than delinquent youth.

13.33

Months
Delinquent



11.99

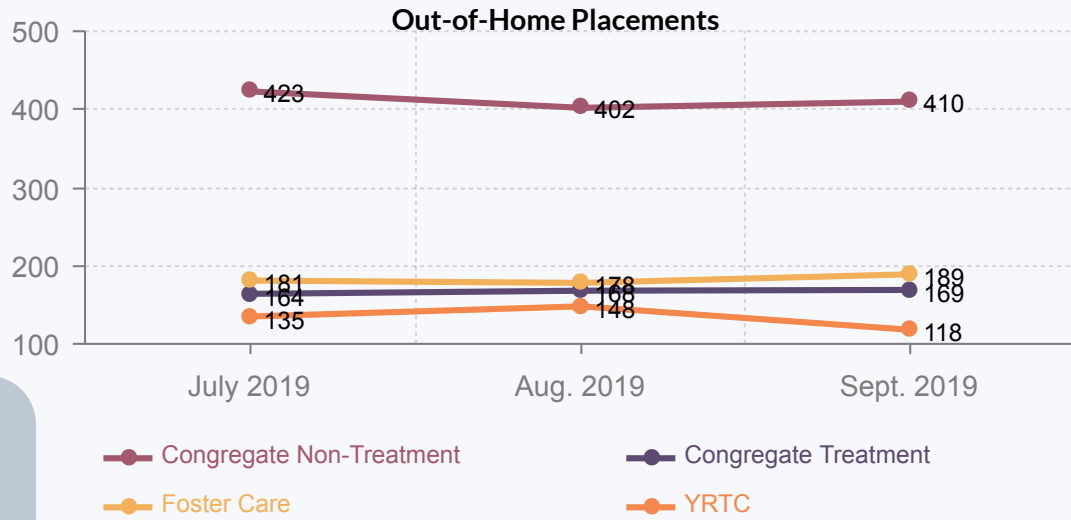
Months
Status

4 Increase use of community-based services while reducing use of out-of-home placements.



68%

of youth are supervised while at home. The remaining 32% are supervised in out-of-home placements, on September 30, 2019.



In the last 3 months

- 222 youth have accessed funds for **Community-Based Treatment** services.

- 643 youth have accessed funds for **Community-Based Non-Treatment** services.

5 Youth involved in the juvenile justice system will receive targeted supervision and services that reduce post-program recidivism.

Investigations Ordered



784

Drug Tests Collected



8,998

1,526

TOTAL INCENTIVES

40%

of all youth released from Probation saw a **decrease** in their overall risk score.
(July 1 - September 30, 2019)

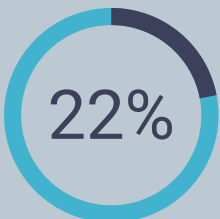
TOTAL SANCTIONS

996

79%

of youth were **successfully** released from Probation
(July 1 - September 30, 2019)

Statewide Recidivism Rate



of youth that were successfully discharged from Probation, were found responsible for a subsequent qualifying adjudication within one year of their release. This current recidivism rate is reported as of September 30, 2019.

Recidivism by Risk Level

As predicted by the validated risk assessment tool, Youth Level of Risk/Case Management Inventory (YLS/CMI), the total population of low risk youth who discharged successfully between September 30, 2017 and September 30, 2018 recidivated at a lower rate than the total population of moderate or high risk youth.

