



Juvenile Justice Reform Initiative: Quarterly Outcome Report

Date Range: October 1 - December 31, 2019

(unless noted)

Current Population (December 31, 2019)



Male: 1,684

Female: 763

Delinquent: 1,465

Delinquent: 562

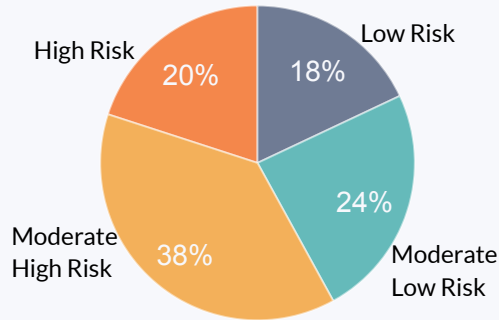
Status: 219

Status: 201

2,447

Current Population

(December 31, 2019)



Average Supervision Cost (FY19)

\$24.43 / day

1 Maintain detention for only those youth who pose a significant risk to the community or risk to flee the jurisdiction of the court.

Detention Screenings Conducted

66%

of youth, who were detained, met the criteria on the detention screening instrument.



462

50%

of youth screened were released home or to an alternative.

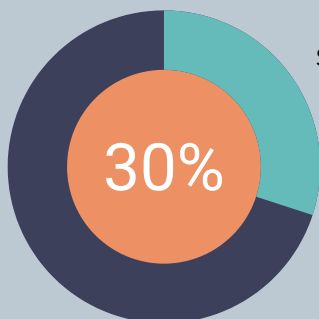
2 A higher percentage of youth will be involved in pro-social activities including school and employment.



57%

of youth that were discharged in the last 3 months reduced their risk in the education and employment domain. The discharged youth were initially placed on probation with a high YLS/CMI score for education and employment and have reduced their risk related to those key areas by the end of the probation term.

3 An increase in status youth who are diverted from the juvenile justice system or who receive a decreased term of probation supervision.



Status youth spend 30% less time on probation than delinquent youth.

14.71

Months
Delinquent



10.32

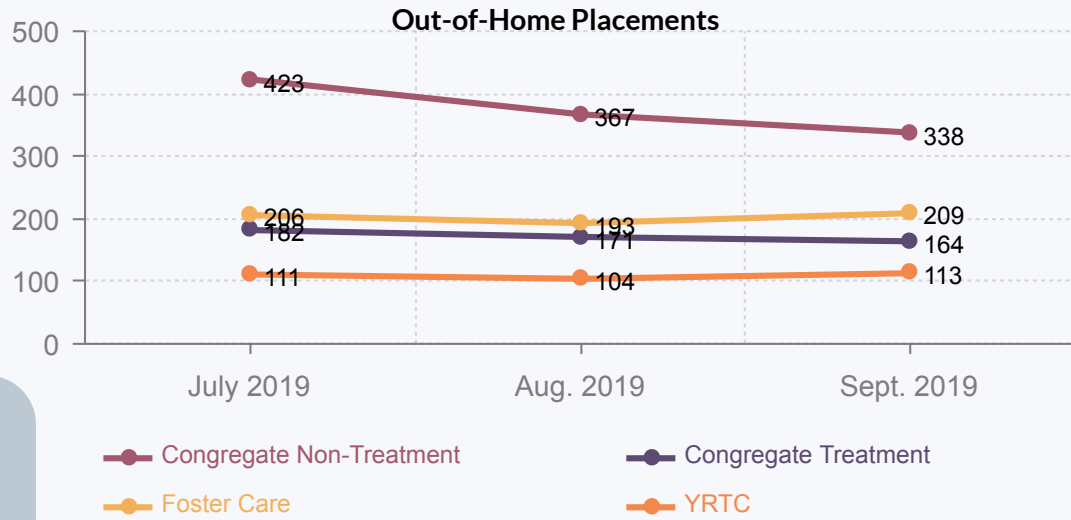
Months
Status

4 Increase use of community-based services while reducing use of out-of-home placements.



72%

of youth are supervised while at home. The remaining 28% are supervised in out-of-home placements, on December 31, 2019.



In the last 3 months

- 252 youth have accessed funds for **Community-Based Treatment** services.

- 858 youth have accessed funds for **Community-Based Non-Treatment** services.

5 Youth involved in the juvenile justice system will receive targeted supervision and services that reduce post-program recidivism.

Investigations Ordered



753

Drug Tests Collected



8,168

1,108

TOTAL INCENTIVES

33%

of all youth released from Probation saw a **decrease** in their overall risk score.
(October 1 - December 31, 2019)

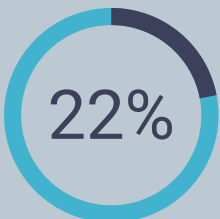
TOTAL SANCTIONS

524

75%

of youth were **successfully** released from Probation
(October 1 - December 31, 2019)

Statewide Recidivism Rate



of youth that were successfully discharged from Probation, were found responsible for a subsequent qualifying adjudication within one year of their release. This current recidivism rate is reported as of December 31, 2019.

Recidivism by Risk Level

As predicted by the validated risk assessment tool, Youth Level of Risk/Case Management Inventory (YLS/CMI), the total population of low risk youth who discharged successfully between December 31, 2017 and December 31, 2018 recidivated at a lower rate than the total population of moderate or high risk youth.

