



# Problem-Solving Courts Quarterly Report:

Date Range:

April 1 - June 30, 2023

(unless noted)

Race	Adults	Youth
American Indian or Alaskan Native	22 (3%)	-
Asian or Pacific Islander	6 (1%)	-
Black	88 (13%)	-
Other	58 (9%)	1 (25%)
White	506 (74%)	3 (75%)
Total	680	4

## Current Population

June 30, 2023

In Referral  
Adults: 147  
Youth: 0

In Program  
Adults: 680  
Youth: 4

FY23 Average Supervision Cost

Adult = \$12.13 / day  
Youth = \$14.59 / day

Ethnicity	Adults	Youth
Hispanic Origin	89 (13%)	1 (25%)
Not of Hispanic Origin	591 (87%)	3 (75%)
Unknown	-	-
Total	680	4

# 20,619

Adult Drug Tests Collected

## April - June 2023



# 46

Youth Drug Tests Collected

## Access to Behavioral/Mental Health Services (Q2 2023)

Adult:

134 individuals accessed financial assistance service dollars using 371 vouchers.

Total voucher amount:  
\$ 1,091,613.00

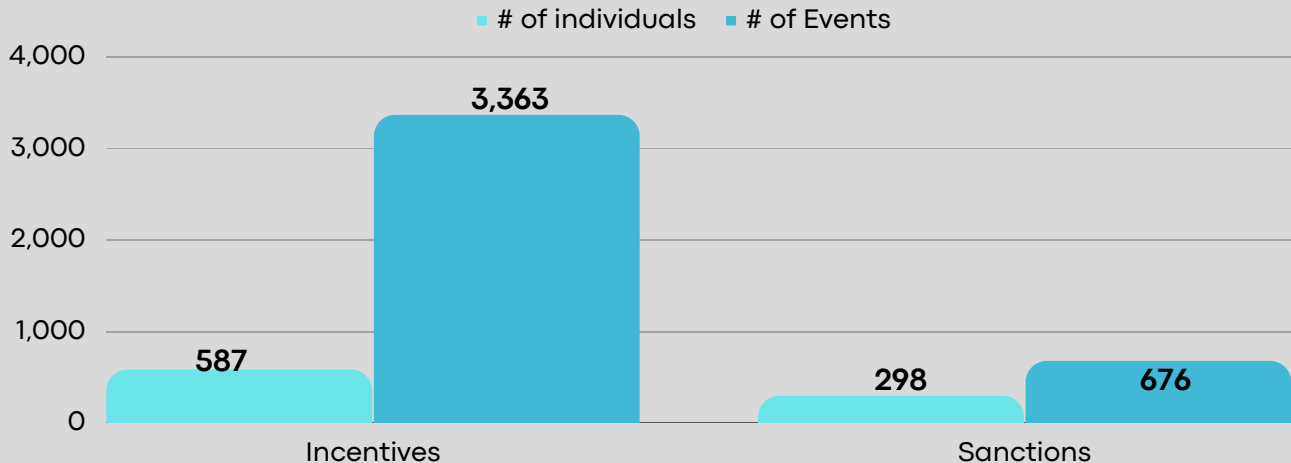


Youth:

5 individuals accessed financial assistance service dollars using 9 vouchers.

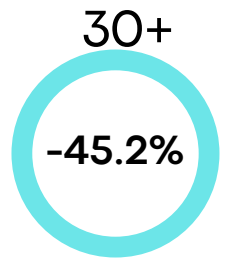
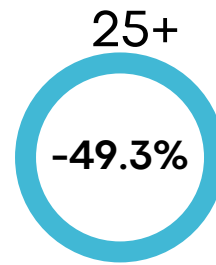
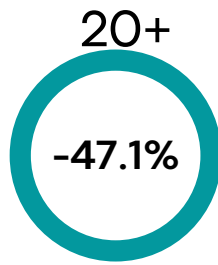
Total voucher amount:  
\$ 8,838.00

## Incentives & Sanctions

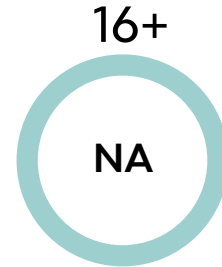


# PSC Risk Reduction

Initial Risk score on 1st LS/CMI and **decrease** in the average LS/CMI score between a graduated adult's first and last assessment.



Initial Risk score on 1st YLS/CMI and **decrease** in the average YLS/CMI score between a graduated youth's first and last assessment.



63%

of individuals graduated  
(April - June 2023)

## Successful Completions

Every successful PSC completion is one more productive and contributing member of their community.

## Discharges

Discharged: 0%

Graduated: 63%

Terminated: 28%

Voluntary  
Withdrawal: 9%

## Statewide Recidivism Rate - Adult Only

23%

of individuals who were successfully released from Problem-Solving Court, were found responsible for another qualifying offense within 3 years of their release. This current recidivism rate is reported as of June 30, 2023.