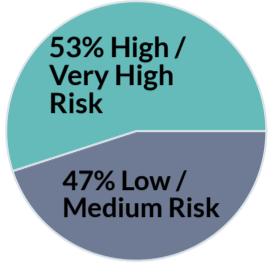




13,077
Current Population
(March 29, 2022)



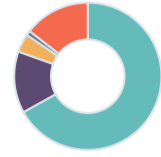
Adult Probation refers to individuals sentenced to a term of traditional probation. This excludes individuals sentenced to post-release supervision (PRS). Any data that includes both traditional and PRS will note as such.

Average Supervision Cost (FY21)

CBR \$4.01 / day
CBI \$5.57 / day
AI \$12.63 / day

Alternatives to incarceration (AI) population includes PRS, Reframe, SSAS and TIP classifications.

Ethnicity	# of Probationers
Hispanic Origin	2,338
Not of Hispanic Origin	10,737
Total	13,077



- White 67%
- Black 14%
- American Indian or Alaskan Native 4%
- Asian or Pacific Islander 1%
- Other 14%

January - March 2022

2,308
Investigations Ordered

72,217
Drug Tests Collected

15,904
of Reporting Center Visits for All Probationers

Average LS/CMI Score by Classification Group

CBR
13.1
(N=4,000)

CBI
21.1
(N=4,025)

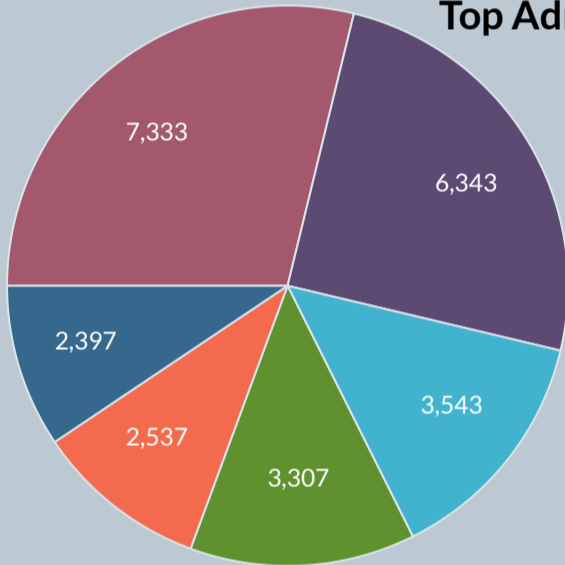
Reframe
26.3
(N=250)

SSAS
27.1
(N=516)

TIP
40.0
(N=1)

CBR: Community-based Resources; CBI - Community-based Intervention; SSAS - Specialized Substance Abuse Supervision; TIP - Transitional Intervention Program. Only current, active adults with a LS/CMI assessment are included by classification. Not all adults are required to have an LS/CMI assessment. PRS classified adults are excluded.

Top Administrative Sanctions



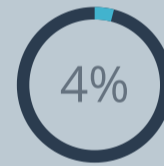
- Failure to report for alcohol/drug testing 29%
- Positive Drug Test 25%
- Drug Use Admission 14%
- Positive Alcohol Test 13%
- Alcohol Use 10%
- Failure to report for office visits 9%

Administrative Sanctions

2,848 Sanctions Applied
Average of 1.5 sanctions per adult

4%

of custodial sanctions (N = 196) had a court hearing between January and March 2022.



146 individuals (4%), of the 5,826 felony probation adults (traditional and PRS), are in jail on a custodial sanction every day across Nebraska, on average.

62%

of Motions to Revoke filed were due to New Law Violations



the remaining 38% were due to Technical Violations

January - March 2022

84%

of probation cases are **Not Revoked**

Completed: 75%
Unsatisfactory: 8%
Revoked: 16%
Other: 2%

Completed includes completion of probation and early release. Other includes death, district override, problem-solving court.

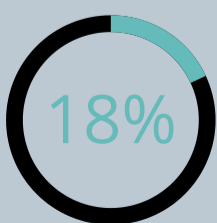
Revocations

271 cases revoked to County Jail

54 cases revoked to Dept. of Corrections

19 cases revoked to Other (fines, jurisdiction terminated, etc.)

Statewide Recidivism Rate



of adults who were successfully discharged from Probation, were found responsible for another qualifying offense within three years of their release. This current recidivism rate is reported as of March 29, 2022. At this time, PRS cannot be separated within the recidivism data and are included in this percentage.

Recidivism by Risk Level

As predicted by the validated risk assessment tool, Level of Service/ Case Management Inventory (LS/CMI), the total population of low risk adults who discharge successfully between March 31, 2017 and March 31, 2018 (Supreme Court requires 3 years from date of release) recidivated at a lower rate than the total population of medium or high risk adults.

