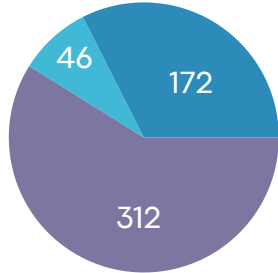




Date Range: January 1 - March 31, 2024 (unless noted)

3 Types of SSAS Clients

- 59% - Felony Drug
- 9% - DUI-Third
- 32% - General Felony



530

Current Population

(March 31, 2024)

SSAS is a specialized supervision program that works with high risk substance use clients, as an alternative to incarceration. This intensive case management approach, addresses individual client needs as it relates to their high risk behaviors and substance use issues.

Ethnicity	# of Probationers
Hispanic Origin	81 (15%)
Not of Hispanic Origin	449 (85%)

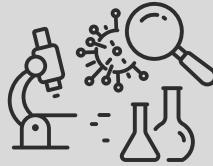
Race	# of Probationers
American Indian or Alaskan Native	33 (6%)
Asian or Pacific Islander	10 (2%)
Black	72 (14%)
Other	59 (11%)
White	356 (67%)

8,170

Drug Tests Collected

508

of Individuals Tested



19,997

of Reporting Center Visits for All Probationers

5 # of Individuals Served (CAM)

Average LS/CMI Score by Type of SSAS Client

DUI-3rd+

24.2

(N=46)

General Felony

30.1

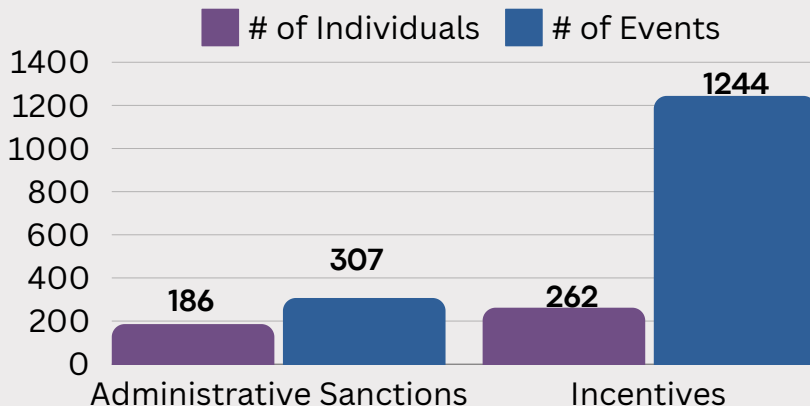
(N=172)

Felony Drug

27.5

(N=312)

Incentives and Sanctions



Custodial Sanctions

# of Sanctions	# of Individuals
83	53
Average Custody Duration	Total Days Served
10.8	899

Access to Behavioral/Mental Health Services (Q1 2024)

Evaluations:

35 individuals accessed financial assistance service dollars using 35 vouchers.

Total voucher amount:
\$11,815.00




Treatment:

42 individuals accessed financial assistance service dollars using 64 vouchers.

Total voucher amount:
\$137,126.00

64%

of Motions to Revoke filed were due to New Law Violations



the remaining 36% were due to Technical Violations

76%

(N=34)

of SSAS probation cases are **Not Revoked**

Completed: 58%

Unsatisfactory: 18%

Revoked: 24%

Other: 0%

Completed includes completion of probation and early release. Other includes death, district override, problem-solving court.

Revocations

9 case revoked to County Jail

1 cases revoked to Dept. of Corrections

1 cases revoked to Other
(fines, jurisdiction terminated, etc.)

Initial Risk score on 1st LS/CMI and decrease in the average LS/CMI score between a graduated adult's first and last assessment.

20+

-20.57%

25+

-25.40%

30+

-27.10%