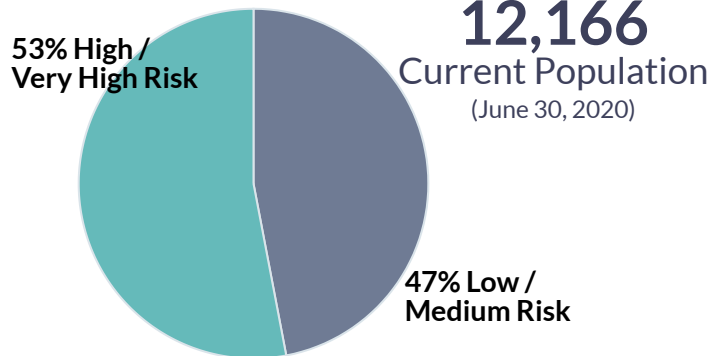




Adult Probation refers to individuals sentenced to a term of traditional probation. This excludes individuals sentenced to post-release supervision (PRS). Any data that includes both traditional and PRS will note as such.



Average Supervision Cost (FY20)

CBR \$3.46 / day
CBI \$5.82 / day
AI \$9.34 / day

Alternatives to incarceration (AI) population includes PRS, Reframe, SSAS and TIP classifications.

April 1 - June 30, 2020

1,794 Investigations Ordered

27,638 Drug Tests Collected

79,619 # of Reporting Center Visits/Year for All Probationers (Calendar Year 2019)

Average LS/CMI Score by Classification Group

CBR
13.5
(N=4,192)

CBI
21.4
(N=3,780)

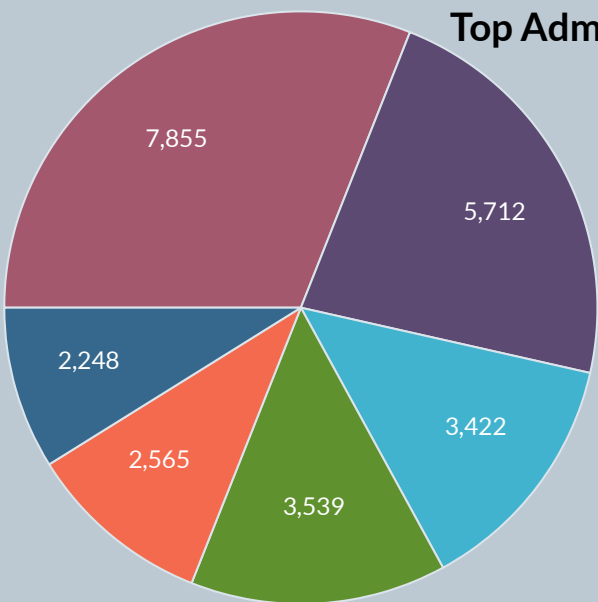
Reframe
25.9
(N=236)

SSAS
27.2
(N=566)

TIP
40.0
(N=1)

CBR: Community-based Resources; CBI - Community-based Intervention; SSAS - Specialized Substance Abuse Supervision; TIP - Transitional Intervention Program. Only current, active adults with a LS/CMI assessment are included by classification. Not all adults are required to have an LS/CMI assessment. PRS classified adults are excluded.

Top Administrative Sanctions



- Failure to report for alcohol/drug testing 31.0%
- Positive Drug Test 22.5%
- Positive Alcohol Test 13.5%
- Drug Use Admission 14.0%
- Alcohol Use 10.1%
- Failure to report for office visits 8.9%

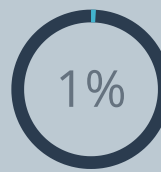
Administrative Sanctions

1,840 Sanctions Applied
Average of 1.5 sanctions per adult (April - June 30, 2020)

7%

of custodial sanctions (N = 110) had a court hearing between April 1 and June 30, 2020.

92 individuals (1%), of the 6,442 felony probation adults (traditional and PRS), are in jail on a custodial sanction every day across Nebraska, on average.



61%

of Motions to Revoke filed were due to New Law Violations



the remaining 39% were due to Technical Violations

April 1 - June 30, 2020

65%

of probation cases are **Not Revoked**

Completed: 59%
Unsatisfactory: 5%
Revoked: 35%
Other: 1%

Completed includes completion of probation and early release. Other includes death, district override, problem-solving court.

Revocations

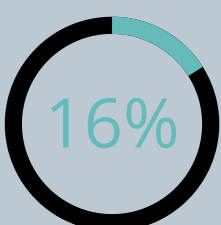
210 cases revoked to County Jail

43 cases revoked to Dept. of Corrections

9 cases revoked to Other

(fines, jurisdiction terminated, etc.)

Statewide Recidivism Rate



of adults who were successfully discharged from Probation, were found responsible for another qualifying offense within three years of their release. This current recidivism rate is reported as of June 30, 2020. At this time, PRS cannot be separated within the recidivism data and are included in this percentage.

Recidivism by Risk Level

As predicted by the validated risk assessment tool, Level of Service/ Case Management Inventory (LS/CMI), the total population of low risk adults who discharge successfully between June 30, 2016 and June 30, 2017 (Supreme Court requires 3 years from date of release) recidivated at a lower rate than the total population of medium or high risk adults.

