



Race	# of Adults	# of Youths
American Indian or Alaskan Native	19	-
Asian or Pacific Islander	3	-
Black	64	2
Other	67	1
White	512	6
Unknown	-	-
Total	665	9

## Current Population

In Referral  
Adults: 77  
Youth: 0

In Program  
Adults: 665  
Youth: 9

Average Supervision Cost (FY21)

Adult - \$12.13 / day  
Youth - \$14.59 / day

Ethnicity	# of Adults	# of Youths
Hispanic Origin	88	1
Not of Hispanic Origin	577	8
Unknown	-	-
Total	665	9

# 18,943

Adult Drug Tests Collected

## April - June 2022

# 103

Youth Drug Tests Collected

## Access to Behavioral/Mental Health Services (Q2 2022)

### Adult:

268 individuals accessed financial assistance service dollars using

519 vouchers.

Total voucher amount:

\$ 555,905.48



### Youth:

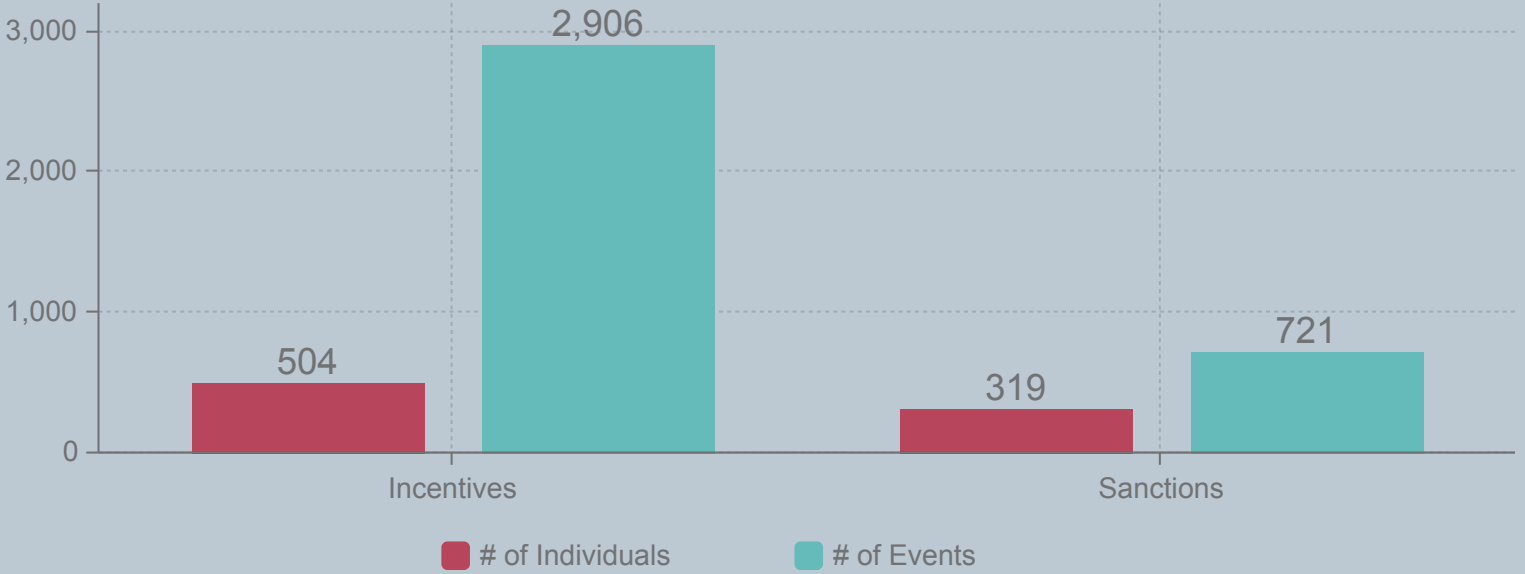
7 individuals accessed financial assistance service dollars using

44 vouchers.

Total voucher amount:

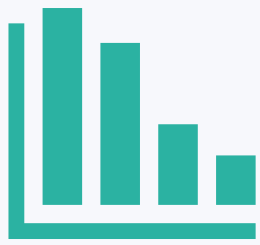
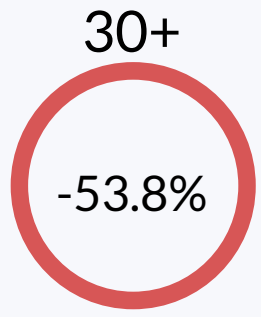
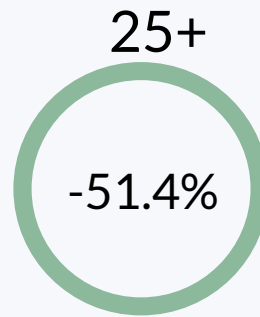
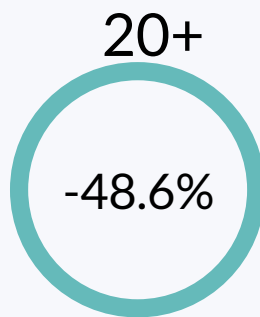
\$ 50,219.69

## Incentives & Sanctions

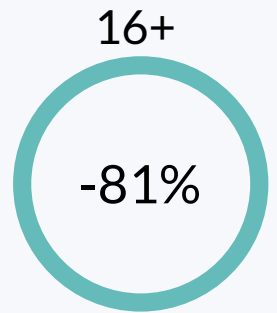


## PSC Risk Reduction

**Initial Risk** score on 1st LS/CMI and **decrease** in the average LS/CMI score between a graduated adult's first and last assessment.



**Initial Risk** score on 1st YLS/CMI and **decrease** in the average YLS/CMI score between a graduated youth's first and last assessment. (Note: figure is based on 1 youth that graduated during the timeframe.)



# 53%

of individuals graduated  
(April - June 2022)

## Successful Completions

Every successful PSC completion is one more productive and contributing member of their community.

## Discharges

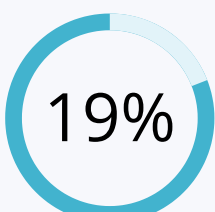
Discharged: 3%

Graduated: 53%

Terminated: 35%

Voluntary Withdrawal: 9%

## Statewide Recidivism Rate - Adult Only



of individuals who were successfully released from Problem-Solving Court, were found responsible for another qualifying offense within 3 years of their release. This current recidivism rate is reported as of June 30, 2022.