

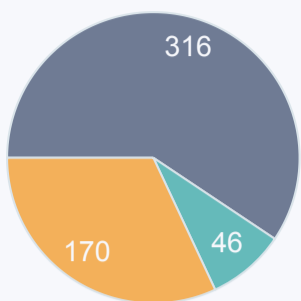


Specialized Substance Abuse Supervision (SSAS) Quarterly Report:

Date Range: April 1 - June 30, 2022 (unless otherwise noted)

3 Types of SSAS Clients

59% - Felony Drug
9% DUI - Third
32% - General Felony



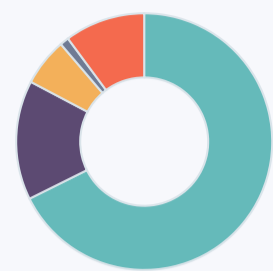
532

Current Population

SSAS is a specialized supervision program that works with high risk substance use clients. This intensive case management approach, addresses individual needs as it relates to high risk behaviors and substance use issues. The supervision process includes: drug testing, programs and services, immediate sanctions, and incentives that are all utilized to assist clients in changing their behavior and moving on to recovery.

In order to maintain consistency, the SSAS population is now queried on classification to match population totals across all infographics and reports.

Ethnicity	# of Probationers
Hispanic Origin	79
Not of Hispanic Origin	453
Total	532



White 68%
Black 15%
American Indian or Alaskan Native 6%
Asian or Pacific Islander 1%
Other 10%



8,062

Drug Tests Collected



17,696

of Reporting Center Visits for All Probationers

Average LS/CMI Score by Type of SSAS Client

DUI-3rd+

24.0

(N=46)

General Felony

29.5

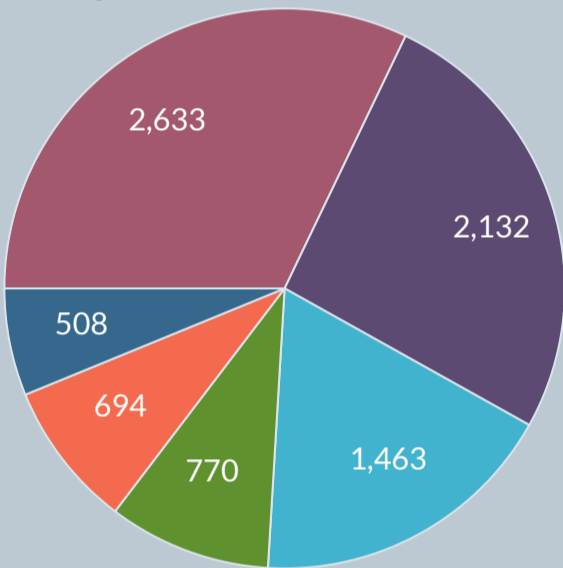
(N=170)

Felony Drug

26.7

(N=316)

Top Administrative Sanctions



- Failure to report for alcohol/drug testing 32%
- Positive Drug Test 26%
- Drug Use Admission 18%
- Positive Alcohol Test 9%
- Alcohol Use 8%
- Failure to Attend Training 6%

Administrative Sanctions

297 Sanctions Applied
Average of 1.7 sanctions per adult

6%

of custodial sanctions (N = 51) had a court hearing between April - June 2022.

Due to the large number of actions that would prompt a administrative sanction, only a portion of those that are the most used are displayed here.

Access to Behavioral/Mental Health Services (Q2 2022)

Evaluations:

41 individuals accessed financial assistance service dollars using 42 vouchers.

Total voucher amount: \$10,170.00



Treatment:

52 individuals accessed financial assistance service dollars using 67 vouchers.

Total voucher amount: \$74,601.00

80%

of Motions to Revoke filed were due to New Law Violations



the remaining 20% were due to Technical Violations

78%

of SSAS probation cases are **Not Revoked**

Completed: 65%
Unsatisfactory: 10%
Revoked: 22%
Other: 3%

Completed includes completion of probation and early release. Other includes death, district override, problem-solving court.

Revocations

8 cases revoked to County Jail

4 cases revoked to Dept. of Corrections

2 cases revoked to Other (fines, jurisdiction terminated, etc.)

Initial Risk score on 1st LS/CMI and **decrease** in the average LS/CMI score between a person's first and last assessment.

20+

-8.68%

25+

-9.46%

30+

-11.25%