

The Courts of Nebraska

2010

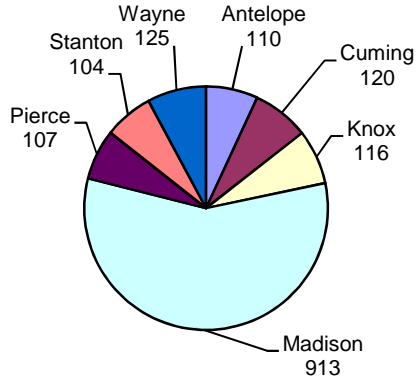


District Court Annual Caseload Report

Prepared by The Nebraska Supreme Court
Administrative Office of Courts/Probation

7th Judicial District -- District Court

2010 Filings by County



Total Filings By Year

2001	1,590
2002	1,588
2003	1,713
2004	1,641
2005	1,681
2006	1,511
2007	1,443
2008	1,375
2009	1,504
2010	1,595

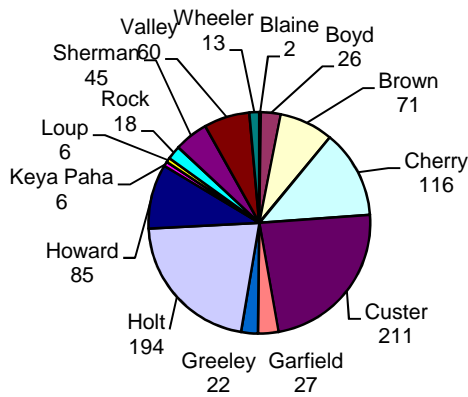
2010 Cases Filed By Category

County	Criminal	Regular Civil	Domestic Relations	Appellate Action	Totals
Antelope	25	18	63	4	110
Cuming	22	19	78	1	120
Knox	13	26	76	1	116
Madison	251	112	540	10	913
Pierce	8	27	69	3	107
Stanton	14	16	72	2	104
Wayne	16	16	91	2	125
Total	349	234	989	23	1,595

91 domestic relations cases were referred to county judges

8th Judicial District -- District Court

2010 Filings by County



Total Filings By Year

Year	Total Filings
2001	814
2002	923
2003	1,005
2004	957
2005	1,031
2006	914
2007	1,025
2008	874
2009	855
2010	902

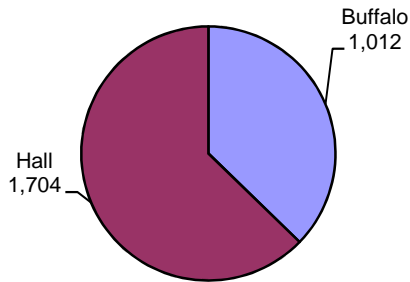
2010 Cases Filed By Category

County	Criminal	Regular Civil	Domestic Relations	Appellate Action	Totals
Blaine	0	2	0	0	2
Boyd	4	5	17	0	26
Brown	16	22	29	4	71
Cherry	22	41	50	3	116
Custer	27	29	146	9	211
Garfield	1	6	20	0	27
Greeley	3	5	14	0	22
Holt	41	54	99	0	194
Howard	11	27	42	5	85
Keya Paha	0	1	5	0	6
Loup	0	2	3	1	6
Rock	0	11	7	0	18
Sherman	4	12	29	0	45
Valley	12	11	36	1	60
Wheeler	0	4	9	0	13
Total	141	232	506	23	902

75 domestic relations cases were referred to county judges

9th Judicial District -- District Court

2010 Filings by County



Total Filings By Year

2001	2,475
2002	2,817
2003	2,401
2004	2,450
2005	2,444
2006	2,575
2007	2,611
2008	2,674
2009	2,634
2010	2,716

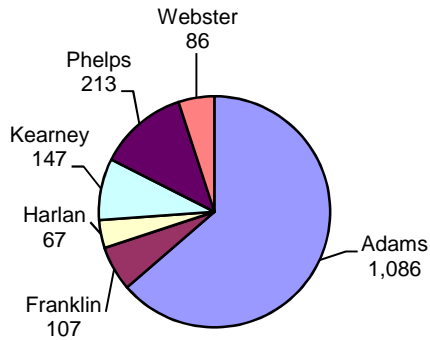
2010 Cases Filed By Category

County	Criminal	Regular Civil	Domestic Relations	Appellate Action	Totals
Buffalo	288	116	557	51	1,012
Hall	529	208	941	26	1,704
Total	817	324	1,498	77	2,716

143 domestic relations cases were referred to county judges

10th Judicial District -- District Court

2010 Filings by County



Total Filings By Year

Year	Total Filings
2001	1,603
2002	1,577
2003	1,615
2004	1,436
2005	1,447
2006	1,435
2007	1,517
2008	1,523
2009	1,625
2010	1,706

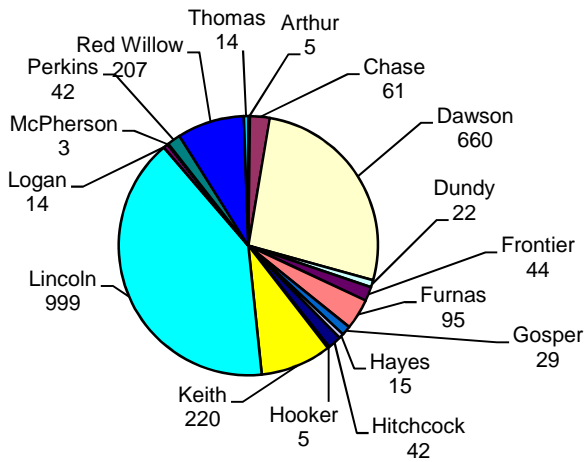
2010 Cases Filed By Category

County	Criminal	Regular Civil	Domestic Relations	Appellate Action	Totals
Adams	165	301	565	55	1,086
Franklin	7	43	54	3	107
Harlan	6	14	45	2	67
Kearney	15	44	86	2	147
Phelps	15	52	142	4	213
Webster	4	31	50	1	86
Total	212	485	942	67	1,706

51 domestic relations cases were referred to county judges

11th Judicial District -- District Court

2010 Filings by County



Total Filings By Year

2001	2,500
2002	2,504
2003	2,398
2004	2,557
2005	2,453
2006	2,388
2007	2,294
2008	2,366
2009	2,375
2010	2,477

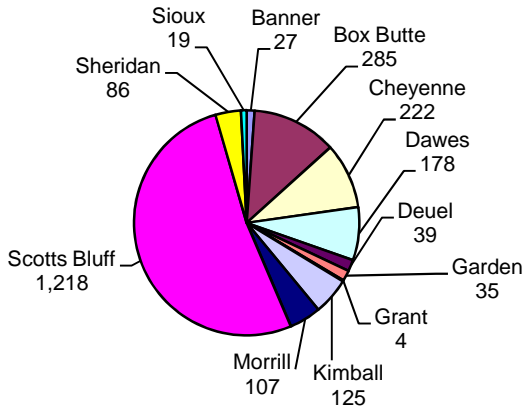
2010 Cases Filed By Category

County	Criminal	Regular Civil	Domestic Relations	Appellate Action	Totals
Arthur	0	0	5	0	5
Chase	8	8	44	1	61
Dawson	225	96	323	16	660
Dundy	1	3	18	0	22
Frontier	5	9	29	1	44
Furnas	8	26	61	0	95
Gosper	8	8	12	1	29
Hayes	0	6	9	0	15
Hitchcock	4	12	26	0	42
Hooker	0	3	2	0	5
Keith	54	35	123	8	220
Lincoln	235	162	589	13	999
Logan	0	3	10	1	14
McPherson	0	3	0	0	3
Perkins	4	10	27	1	42
Red Willow	42	42	122	1	207
Thomas	4	3	7	0	14
Total	598	429	1,407	43	2,477

0 domestic relations case were referred to county judges

12th Judicial District -- District Court

2010 Filings by County



Total Filings By Year

2001	2,315
2002	2,238
2003	2,397
2004	2,559
2005	2,430
2006	2,316
2007	2,386
2008	2,348
2009	2,375
2010	2,345

2010 Cases Filed By Category

County	Criminal	Regular Civil	Domestic Relations	Appellate Action	Totals
Banner	5	16	6	0	27
Box Butte	44	37	198	6	285
Cheyenne	59	40	118	5	222
Dawes	49	17	110	2	178
Deuel	7	11	21	0	39
Garden	2	9	24	0	35
Grant	0	2	2	0	4
Kimball	14	23	85	3	125
Morrill	14	25	67	1	107
Scotts Bluff	198	284	711	25	1,218
Sheridan	25	17	39	5	86
Sioux	0	16	3	0	19
Total	417	497	1,384	47	2,345

84 domestic relations cases were referred to county judges